

2008 LEXUS ES 350



 LEXUS

## 2008 LEXUS ES 350 Curves & Countercurves



**Curves and Countercurves.** Lexus engineers began their reinvention of the ES with an entirely new design vocabulary. One that employs sweeping curves and sculpted countercurves to convey a sense of graceful movement. They then brought this thinking to bear on every part of the ES, however small. Resulting in beautiful details throughout, such as the clean line of the available panorama glass roof, or the way a door handle catches the light. But looks are only part of the story. A 3.5-liter engine delivers 272 horsepower<sup>1</sup> and 254 lb-ft of torque,<sup>1</sup> making for an exceedingly smooth and confident ride. The experience is even more enjoyable with the richness of the standard medium brown walnut interior trim and luxury features like SmartAccess,<sup>2</sup> as well as the available Mark Levinson<sup>®</sup> Premium Surround Sound Audio System.<sup>3</sup>

<sup>1,2,3</sup> See page 15 for more information.

## 2008 LEXUS ES 350 Technology



Optional equipment shown.

**Omniscience.** More than 100 available onboard sensors alert the ES to conditions as varied as steering angle, wheel speed, engine requirements, even the proximity of an adjacent car. Via highly advanced intuitive safety, performance and convenience technologies, the ES is then able to respond accordingly by adjusting Traction Control (TRAC), modulating brakes, optimizing power delivery, alerting the driver to potential parking hazards and much more.

### Standard Intuitive Technology


- SmartAccess<sup>2</sup>
- Vehicle Stability Control (VSC)<sup>4</sup>
- Traction Control (TRAC)
- Dual Variable Valve Timing with intelligence (VVT-i)
- Dual-zone automatic climate control
- Auto on/off headlamps
- Direct Tire Pressure Monitor System<sup>5</sup>

### Available Intuitive Technology

- Remote keyless entry-linked memory system
- Dynamic Radar Cruise Control<sup>6</sup>
- Rain-sensing windshield wipers
- Dual-swivel Adaptive Front Lighting System (AFS)
- Pre-Collision System (PCS)<sup>7</sup>
- Intuitive Parking Assist
- Bluetooth<sup>®</sup> technology<sup>8</sup>
- Voice-activated DVD Navigation System<sup>9</sup>
- Power rear sunshade

<sup>2,4,5,6,7,8,9</sup> See page 15 for more information.

## 2008 LEXUS ES 350 Performance



**Double Strength.** Dual Variable Valve Timing with intelligence (VVT-i) continually monitors the needs of the engine, then uses this information to adjust the timing of both the intake and exhaust valves. Such fine-tuning allows the ES to deliver a smooth rush of power on demand. Not to mention a more efficient use of that power during less taxing conditions.

### Standard Performance Features

3.5-liter V6 ■ 272 horsepower<sup>1</sup> ■ 254 lb-ft of torque<sup>1</sup> ■ Dual Variable Valve Timing with intelligence (VVT-i) ■ Six-speed sequential-shift automatic transmission ■ 17-inch seven-spoke alloy wheels and tires<sup>10</sup> ■ Dual exhaust system

<sup>10</sup>See page 15 for more information.

## 2008 LEXUS ES 350 Mark Levinson



**Sssshhh.** An extremely low drag coefficient and special sound-absorbing Thinsulate™ in the front wheel wells help to provide those inside the ES with a sublimely quiet environment. Equally good for enjoying silence, the crystalline sound of the Lexus Premium Sound System, or the concert-like sound generated by the available Mark Levinson® Premium Surround Sound Audio System,<sup>3</sup> which has been tailored to the specific acoustics of the ES passenger cabin.

**Available Mark Levinson Premium Surround Sound Audio System** 300 watts at less than 0.1% Total Harmonic Distortion (THD); 20-20,000 Hz<sup>11</sup> ■ 14 speakers ■ Automatic Sound Levelizer (ASL) ■ 5.1-channel surround sound (with 7.1-channel architecture) ■ 10-channel amplifier ■ In-dash, single-feed, six-disc DVD/CD auto-changer ■ Auxiliary iPod®<sup>12</sup>/MP3/Windows Media® Audio (WMA) port ■ Available XM® or SIRIUS® Satellite Radio<sup>13</sup>

<sup>3,11,12,13</sup> See page 15 for more information.



## 2008 LEXUS ES 350 Navigation System

**Found.** The available voice-activated DVD Navigation System<sup>9</sup> understands more than 100 spoken commands. This state-of-the-art feature allows the driver to input a verbal destination while driving. For even more convenience, the available Bluetooth<sup>®</sup> technology<sup>8</sup> enables hands-free and wireless use of a compatible cell phone and is available through the ES audio or navigation systems.

### Available DVD Navigation System

Recognizes more than 100 voice-activated commands

Full-color backup camera<sup>14</sup>

Voice-activated destination input while driving

Freeway exit-lane guidance

Increased screen resolution with 32,000 colors

English, Spanish and French language display capability

### Available Bluetooth<sup>®</sup> technology

Voice-activated dialing by name or number

Audio Bluetooth<sup>®8</sup> available with or without Navigation System<sup>9</sup>



<sup>8,9,14</sup> See page 15 for more information.

## 2008 LEXUS ES 350 Interior Luxury

**Skin Deep.** Semi-aniline dyed leather, available in the ES, has been penetrated with color all the way through. Because its surface is not as heavily coated with dye, such leather is able to retain its supple, natural feel. Only leather with the fewest natural imperfections is chosen for this process.

### Standard Interior Amenities

Medium brown walnut interior trim ■ Steering-wheel-mounted audio and display controls ■ Power tilt-and-telescopic steering column ■ 10-way driver's and front passenger's power seats including lumbar and two-way vertical height ■ Height-adjustable headrests for all seats ■ Lexus Premium Sound System with auxiliary



iPod<sup>®</sup>12/MP3/Windows Media<sup>®</sup> Audio (WMA) port ■ Dual-zone automatic climate control with smog sensor ■ Interior air filter ■ Exterior glass with UV reduction ■ Illuminated entry system with outside mirror-mounted puddle lamps

### Available Interior Amenities

Semi-aniline leather-trimmed interior ■ Wood- and leather-trimmed steering wheel and shift knob ■ Heated and ventilated front seats ■ Driver's-seat power cushion extender ■ Lexus Memory System for driver's and front passenger's seats, outside mirrors and steering wheel ■ Mark Levinson<sup>®</sup> Premium Surround Sound Audio System<sup>3</sup> with 14 speakers

<sup>3/12</sup> See page 15 for more information. Optional equipment shown.

## 2008 LEXUS ES 350 AFS



Optional equipment shown.



**Nocturnal Creature.** A first for Lexus, the available Dual-swivel Adaptive Front Lighting System (AFS) helps the ES to provide optimal nighttime visibility by illuminating more of the road around a curve. To begin with, High-Intensity Discharge (HID) headlamps beam out whiter, brighter light than conventional halogen lamps. Then, depending on the steering angle and your rate of speed, one or both headlamps pivot—anywhere from five to 15 degrees—into the turn.



## 2008 LEXUS ES 350 Safety



**Control Study.** Traction Control (TRAC) helps control wheelspin on surfaces like mud, sand, snow and ice. In a skid, Vehicle Stability Control (VSC)<sup>4</sup> senses—and helps correct—a loss of traction in turns by applying snow brakes and throttle selectively to help keep you on your intended course. Both are part of a sophisticated arsenal of safety technology that help make for confident driving. The ES also protects you with up to 10 airbags.<sup>15</sup> This includes a front-passenger's twin-chamber airbag (SRS) which, unlike a single-chamber airbag, deploys with a slight depression in its center. This is designed to help disperse the forces applied to the passenger immediately after deployment. Another innovative safety feature is the available Pre-Collision System (PCS).<sup>7</sup> Millimeter-wave radar emits from the front of the ES. If it senses that a front collision is unavoidable, it automatically cinches the front seatbelts and activates Brake Assist.<sup>16</sup>

### Standard Safety Features

Vehicle Stability Control (VSC)<sup>4</sup> ■ Traction Control (TRAC) ■ Anti-lock Braking System (ABS) ■ Rigid chassis with front and rear crumple zones ■ Driver's and front passenger's advanced airbags (SRS)<sup>15</sup> with front passenger's twin-chamber airbag<sup>15</sup> ■ Driver's and front passenger's knee airbags (SRS)<sup>15</sup> ■ Front seat-mounted side airbags (SRS)<sup>15</sup> ■ Front and rear side curtain airbags (SRS)<sup>15</sup> ■ Three-point seatbelts with load limiters and pre-tensioners for front and rear outboard seats ■ Direct Tire Pressure Monitor System<sup>5</sup>

### Available Safety Features

Pre-Collision System (PCS)<sup>7</sup> ■ Dual-swivel Adaptive Front Lighting System (AFS) ■ High-Intensity Discharge (HID) headlamps ■ Rear-seat side airbags (SRS)<sup>15</sup>

<sup>4,5,7,15,16</sup>See page 15 for more information. Optional equipment shown.

## 2008 LEXUS ES 350 Options & Accessories



**Kiss the Sky.** The available panorama glass roof bears close inspection for engineering reasons as well as aesthetic. Note the seamless line between the glass panel and the roof—no molding is visible. The glass roof provides twin skylights for front and rear passengers. A beautiful detail in an already striking design element.

### Options Packages\*

#### Navigation System/Mark Levinson Premium Audio System Package

Voice-activated DVD Navigation System<sup>9</sup> with backup camera<sup>14</sup> and Bluetooth<sup>®</sup> technology<sup>8</sup> ■ Mark Levinson<sup>®</sup> 14-speaker 300-watt at less than 0.1% THD, 20-20,000 Hz<sup>11</sup> Premium Surround Sound Audio System<sup>3</sup> with 7.1 architecture and in-dash, single-feed, six-disc DVD/CD auto-changer featuring DVD-audio and DVD-video playback

#### Premium Package

Leather-trimmed interior ■ Rear-seat side airbags (SRS)<sup>15</sup> ■ Bluetooth<sup>®</sup> technology<sup>8</sup> ■ Lexus Memory System to control power driver's seat (except lumbar), outside mirrors and steering wheel ■ Remote keyless entry-linked memory ■ Electrochromic (auto-dimming) outside mirrors with tilt-down in reverse

<sup>3,8,9,11,14,15</sup> See page 15 for more information. Optional equipment shown. \*Please see page 15 for more information regarding options/accessories/packages.

## 2008 LEXUS ES 350 Options & Accessories

### Premium Plus Package\*

Leather-trimmed interior ■ Heated and ventilated front seats ■ Driver's seat power cushion extender ■ Lexus Memory System to control power driver's and front passenger's seats (except lumbar), outside mirrors and steering wheel ■ Remote keyless entry-linked memory ■ Electrochromic (auto-dimming) outside mirrors with tilt-down in reverse ■ Rain-sensing intermittent windshield wipers with mist cycle

### Ultra-Luxury Package\*

Semi-aniline leather-trimmed interior ■ Wood- and leather-trimmed steering wheel and shift knob ■ Heated and ventilated front seats ■ Driver's seat power cushion extender ■ Lexus Memory System to control power driver's and front passenger's seats (except lumbar), outside mirrors and steering wheel ■ Rear-seat side airbags (SRS)<sup>15</sup> ■ Remote keyless entry-linked memory ■ Panorama glass roof ■ Power rear sunshade ■ High-Intensity Discharge (HID) headlamps ■ Dual-swivel Adaptive Front Lighting System (AFS) ■ Electrochromic (auto-dimming) outside mirrors with tilt-down in reverse ■ Rain-sensing intermittent windshield wipers with mist cycle ■ 17 x 7.0-in 10-spoke Graphite-polished alloy wheels<sup>10</sup> ■ Full-size spare tire with 17-in alloy wheel<sup>10</sup>

### Individual Options and Accessories\*


Pre-Collision System (PCS)<sup>7</sup> and Dynamic Radar Cruise Control<sup>6</sup> ■ Intuitive Parking Assist ■ Power rear sunshade ■ Heated and ventilated front seats ■ Wood- and leather-trimmed steering wheel and shift knob ■ Audio Bluetooth<sup>®</sup> technology<sup>8</sup> (Requires Premium or Premium Plus Package) ■ High-Intensity Discharge (HID) headlamps and Dual-swivel Adaptive Front Lighting System (AFS) ■ Voice-activated DVD Navigation System<sup>9</sup> with backup camera<sup>14</sup> and Bluetooth<sup>®</sup> technology<sup>8</sup> ■ 17-in E-Sport alloy wheels<sup>10</sup> ■ Full-size spare tire with 17-in alloy wheel<sup>10</sup> ■ Rear-seat side airbags (SRS)<sup>15</sup> (Requires Premium or Premium Plus Package) ■ Cargo net ■ Wheel locks ■ Rear spoiler ■ Body-side molding ■ XM<sup>®</sup> Satellite Radio capability<sup>13</sup> ■ SIRIUS<sup>®</sup> Satellite Radio capability<sup>13</sup> ■ All-weather floor mats ■ Trunk mat ■ Cargo net ■ Car cover ■ Wheel locks



# 2008 LEXUS ES 350 Specifications

## BODY, DIMENSIONS

<b>Type</b>	Five-passenger luxury sedan
<b>Construction</b>	Welded-steel unibody
<b>Overall Length</b>	191.1 in (4,854 mm)
<b>Width</b>	71.7 in (1,821 mm)
<b>Height</b>	57.1 in (1,450 mm)
<b>Wheelbase</b>	109.3 in (2,776 mm)
<b>Curb Weight</b>	3,580 lb (1,624 kg)
<b>Fuel-tank Capacity</b>	18.5 gallons (70 L)
<b>Trunk Capacity</b>	14.7 cubic feet (416 L)
<b>Headroom</b>	37.4/36.8 in (950/935 mm) (front/rear) (w/moonroof) 37.8/37.0 in (960/940 mm) (front/rear) (w/panorama glass roof)
<b>Legroom</b>	42.2/35.9 in (1,072/912 mm) (front/rear)
<b>Shoulder Room</b>	57.3/56.3 in (1,455/1,430 mm) (front/rear)
<b>Hip Room</b>	55.9/52.8 in (1,420/1,341 mm) (front/rear)



## CHASSIS

<b>Vehicle Stability Control (VSC)<sup>4</sup></b>	Electronic system that monitors and helps control the loss of traction in a turn by using yaw-rate, deceleration, vehicle-speed and steering-wheel-angle sensors. Modulates engine power and applies individual brakes as necessary. Integrates Anti-lock Braking System (ABS), Brake Assist <sup>16</sup> and Traction Control (TRAC)
<b>Suspension</b>	Front: Independent, MacPherson struts with coil springs, gas-pressurized shock absorbers Rear: Independent, dual-link MacPherson struts with coil springs, gas-pressurized shock absorbers
<b>Steering</b>	Engine-speed-sensing, progressive power-assisted rack-and-pinion. 3.2 turns, lock to lock
<b>Brakes</b>	Four-wheel power-assisted discs, with four-sensor, four channel Anti-lock Braking System (ABS), Electronic Brakeforce Distribution (EBD) and Brake Assist. <sup>16</sup> 11.6-in ventilated front, 11.0-in solid rear discs
<b>Wheels and Tires</b>	17 x 7.0-in seven-spoke alloy wheels with 215/55R17 all-season or summer tires. <sup>10</sup> Available full-size spare tire <sup>10</sup> on alloy wheel. Optional wheels and tires: 17 x 7.0-in 10-spoke Graphite-polished alloy wheels with 215/55R17 all-season tires <sup>10</sup>

## DRIVETRAIN

<b>Transmission</b>	Six-speed sequential-shift automatic Electronically Controlled Transmission with intelligence (ECT-i)
<b>Drive Wheels</b>	Front, with Vehicle Stability Control (VSC) <sup>4</sup>
<b>Final Drive Ratio</b>	3.685:1

<sup>4,10,16</sup> See page 15 for more information.

## 2008 LEXUS ES 350 Specifications (Continued)

### ENGINE

<b>Type</b>	60° V6, aluminum block and heads, certified Ultra-Low Emission Vehicle (ULEV II)
<b>Displacement</b>	3.5 liters (210 cubic inches)
<b>Valvetrain</b>	Four cam, four valves per cylinder, with dual Variable Valve Timing with intelligence (VVT-i)
<b>Compression Ratio</b>	10.8:1
<b>Horsepower at RPM</b>	272 hp @ 6,200 <sup>1</sup>
<b>Torque at RPM</b>	254 lb-ft @ 4,700 <sup>1</sup>

### PERFORMANCE

<b>0-60 MPH Acceleration</b>	6.8 seconds <sup>1,17</sup>
<b>1/4-Mile Acceleration</b>	15.0 seconds <sup>1,17</sup>
<b>Top Track Speed (electronically limited)</b>	137 mph <sup>1,17</sup>
<b>Estimated Fuel Consumption (estimated)</b>	19/27 mpg <sup>18</sup> (city/highway)
<b>Aerodynamic Drag Coefficient</b>	0.28
<b>Turning Circle</b>	36.7 ft

### STANDARD SAFETY AND SECURITY FEATURES

Driver's and front passenger's advanced airbag system (SRS)<sup>15</sup> with front passenger's twin-chamber airbag (SRS)<sup>15</sup> ■ Front seat-mounted side airbags (SRS)<sup>15</sup> ■ Driver's and front passenger's knee airbags (SRS)<sup>15</sup> ■ Front and rear side curtain airbags (SRS)<sup>15</sup> ■ Three-point seatbelts for all seating positions, pretensioners with force limiters for front and outboard rear seats ■ Automatic Locking Retractor/Emergency Locking Retractor (ALR/ELR) seatbelts for all passenger seating positions. Emergency Locking Retractor (ELR) only for driver's seat ■ Height-adjustable front shoulder belt anchors ■ Child Restraint Seat (CRS) tether anchor brackets for all rear seating positions ■ Four-wheel power-assisted disc brakes with front ventilated discs ■ Four-sensor, four-channel Anti-lock Braking System (ABS) ■ Vehicle Stability Control (VSC)<sup>4</sup> ■ Traction Control (TRAC) ■ Brake Assist<sup>16</sup> ■ Electronic Brakeforce Distribution (EBD) ■ Direct Tire Pressure Monitor System<sup>5</sup> ■ Rigid body structure with front and rear crumple zones ■ Side-impact door beams ■ Reinforcements in pillars and doorsills ■ Impact-dissipating upper interior trim ■ Collapsible steering column ■ Daytime running lights ■ Integrated foglamps ■ Water-repellent front-door glass ■ Variable intermittent windshield wipers with mist cycle ■ Rear window defogger with auto-off timer ■ Power-adjustable outside mirrors with defoggers and puddle lamps ■ Vehicle theft-deterrent and engine-immobilizer system ■ Emergency interior trunk release ■ First aid kit ■ Tool kit

### STANDARD LUXURY FEATURES

Medium brown walnut interior trim ■ Steering-wheel-mounted, audio and display controls ■ Power tilt-and-telescopic steering column ■ Liquid-crystal multi-information console display ■ Lexus eight-speaker Premium Sound System with Automatic Sound Levelizer (ASL) and in-dash, single-feed, six-disc CD auto-changer ■ Auxiliary iPod<sup>®12</sup>/MP3/Windows Media<sup>®</sup> Audio (WMA) port ■ In-glass antenna with FM-diversity system ■ 10-way driver's and front passenger's (including lumbar) power seats ■ Height-adjustable headrests for all seats ■ Dual-zone automatic climate control with interior air filter, smog sensor and automatic recirculation mode ■ Power tilt-and-slide moonroof with one-touch open/close and sliding sunshade ■ Power windows with one-touch auto open/close feature ■ Exterior glass with UV reduction ■ Remote-linked window and moonroof opening ■ Retained accessory power for moonroof and windows ■ Electrochromic (auto-dimming) inside rearview mirror with compass ■ Power door locks ■ Cruise control ■ SmartAccess<sup>2</sup> with push-button Start/Stop ■ Center console with storage bin and accessory power outlet ■ HomeLink<sup>®</sup> universal transceiver to operate compatible garage, gate, home lighting and home security systems ■ Adjustable illuminated entry system ■ Electroluminescent instrumentation ■ Illuminated interior electronic trunk-lid and fuel-filler door releases ■ Automatic on/off projector-beam headlamps with 30-second auto-off delay ■ Outside temperature gauge ■ Dual cupholders, front and rear ■ Carpeted floor mats

<sup>1,2,4,5,12,15,16,17,18</sup> See page 15 for more information.

# 2008 LEXUS ES 350 Colors

## EXTERIOR COLORS




**ROYAL RUBY METALLIC**  
Cashmere, Light Gray  
or Black Leather



**AQUAMARINE PEARL**  
Cashmere or Light Gray Leather



**BLACK SAPPHIRE PEARL**  
Cashmere or Light Gray Leather



**TUNGSTEN PEARL**  
Light Gray or Black Leather,  
or Black Fabric



**AMBER PEARL**  
Cashmere Leather




**SMOKY GRANITE MICA**  
Light Gray or Black Leather,  
or Black Fabric



**GOLDEN ALMOND METALLIC**  
Cashmere Leather



**MOON SHELL MICA**  
Light Gray or Black Leather




**STARFIRE PEARL**  
Cashmere or Light Gray Leather




**OBSIDIAN**  
Cashmere, Light Gray  
or Black Leather


## INTERIOR COLORS



Cashmere Leather with  
Medium Brown Walnut



Light Gray Leather with  
Medium Brown Walnut



Black Leather with  
Medium Brown Walnut

Black Fabric standard on interior trim. Perforated leather seats optional. Semi-aniline leather available with Ultra-Luxury Package.

# 2008 LEXUS ES 350 Warranty

## WARRANTY

Four-year/50,000-mile Lexus Limited Warranty. Six-year/70,000-mile Powertrain Warranty. Six-year/unlimited-mileage Corrosion Perforation Warranty. All warranties with zero deductible. See the *ES Warranty and Services Guide* at your Lexus dealer for details.

## FOOTNOTES & DISCLAIMERS

**1.** Ratings achieved using the required premium unleaded gasoline with an octane rating of 91 or higher. If premium fuel is not used, performance will decrease. **2.** The SmartAccess system may interfere with some pacemakers or cardiac defibrillators. If you have one of these medical devices, please talk to your doctor to see if you should deactivate this system. **3.** Mark Levinson is a registered trademark of Harman International Industries, Inc. **4.** Vehicle Stability Control (VSC) is an electronic system designed to help the driver maintain vehicle control under adverse conditions. It is not a substitute for safe driving practices. Factors including speed, road conditions and driver steering input can all affect whether VSC will be effective in preventing a loss of control. Please see your *Owner's Manual* for further details. **5.** The Lexus Tire Pressure Monitor System alerts the driver when tire pressure is critically low. For optimal tire wear and performance, tire pressure should be checked regularly with a gauge; do not rely solely on the monitor system. Please see your *Owner's Manual* for details. **6.** Dynamic Radar Cruise Control is designed to assist the driver and is not a substitute for safe and attentive driving practices. Please see your *Owner's Manual* for important cautions and instructions. **7.** The Lexus Pre-Collision System is designed to help reduce the crash speed and damage in certain frontal collisions only. It is not a collision avoidance system and is not a substitute for safe and attentive driving. System effectiveness depends on many factors, such as speed, driver input and road conditions. Please see your *Owner's Manual* for further information. **8.** The Bluetooth® technology phones listed on [lexus.com](http://lexus.com) have been tested for compatibility with Lexus vehicles. Performance will vary based on phone software version, coverage and your wireless carrier. Phones are warranted by their manufacturer, not Lexus. **9.** The Navigation System is designed to assist in locating an address or point of interest. Discrepancies may be encountered between the system and your actual location. Road system changes may affect the accuracy of the information provided. Rely on your common sense to decide whether to follow a specified route. Detailed coverage not available in every city or roadway. Periodic updates available at an additional cost. Please see your *Navigation System Owner's Manual* for further details. **10.** 17-in tires are expected to experience greater tire wear than conventional tires. Tire life may be substantially less than 20,000 miles, depending on driving conditions. **11.** Continuous average power, all channels driven, at less than 0.1% THD; 20-20,000 Hz. **12.** iPod is a registered trademark of Apple Inc. **13.** Functioning XM® Satellite Radio and SIRIUS® Satellite Radio require a compatible receiver and monthly service fee. Please see your Lexus dealer for further details. Reception of the satellite signal may vary depending on location. All fees and programming subject to change. Subscriptions subject to the terms and conditions available at [www.xmradio.com](http://www.xmradio.com) and [www.sirius.com](http://www.sirius.com). Available only in the 48 contiguous United States. **14.** The backup camera, available only with the Navigation System, does not provide comprehensive view of the rear area of the vehicle. You should also look around the outside your vehicle and use your mirrors to confirm rearward clearance. Cold weather will limit effectiveness and view may become cloudy. **15.** All the airbag ("AB") systems are Supplemental Restraint Systems. All ABs (if installed) are designed to inflate only under certain conditions and in certain types of severe collisions: frontal and knee ABs typically inflate in frontal collisions; side and curtain ABs in side collisions; Roll-Sensing Curtain ABs at a severe tilt degree, roll or lateral G-force. In all other accidents the ABs will not inflate. To decrease the risk of injury from an inflating AB, always wear seatbelts, sit upright in the middle of the seat as far back as possible and do not lean against the door. Do not put objects in front of an AB or around the seatback. Do not use a rearward-facing childseat in any front passenger seat. The force of an inflating AB may cause serious injury or death. Please see your *Owner's Manual* for further information/warnings. **16.** Brake Assist is designed to help the driver take full advantage of the benefits of ABS. It is not a substitute for safe driving practices. Braking effectiveness also depends on proper brake-system maintenance and tire and road conditions. **17.** Performance figures are for comparison only and were obtained with prototype vehicles by professional drivers using special safety equipment and procedures. Do not attempt. **18.** EPA-estimated ratings: Actual mileage will vary.

\*Lexus strives to build vehicles to match customer interest and thus they typically are built with popular options and option packages. Not all options/accessories/packages are available separately and some may not be available in all regions of the country. See [lexus.com](http://lexus.com) for information about options/accessories/packages commonly available in your area. If you would prefer a vehicle with no or different options, contact your dealer to check for current availability or the possibility of placing a special order.

Specifications, features, equipment, technical data, performance figures, options, and color and trim are based upon information available at time of posting, are subject to change without notice, are for mainland U.S.A. vehicles and may differ in the state of Hawaii, Puerto Rico, the U.S. Virgin Islands and in other regions. Some vehicles shown with optional equipment. Optional equipment listed may not be available separately or in all regions. See your Lexus dealer for details. Lexus reminds you to wear seatbelts, secure children in rear seat, obey all traffic laws and drive responsibly.

**For more information, call 800-USA-LEXUS (872-5398). To learn more about your financing options, contact your Lexus dealer or call Lexus Financial Services at 800-874-7050.**

All photographs appearing in this e-brochure are the copyrighted property of the photographers contracted by or on behalf of Lexus and may not be reproduced in any way whatsoever without prior written permission from both Lexus and the applicable photographer(s) or their authorized agent(s).

©2007-2008 Lexus, a Division of Toyota Motor Sales, U.S.A., Inc. All information contained herein applies to U.S. vehicles only.

